

A Guide to Personal Pronouns

Teach and Practice

“he, she or they”? Practice

_____ is planting.

_____ is yelling.

_____ is swimming.

“her” Practice

The zebra is watching _____ plant.

The zebra is watching _____ dance.

The zebra is watching _____ crawl.



What is a pronoun?

A word used to talk about a person, animal, or thing without using its name.
It can also be used to talk about something that you've already talked about.

Singular Noun → **Billy** likes to play football.

Singular Pronoun → **He** is playing **it** right now.

Singular Noun → **Football**

Singular Pronoun → **It**

“he or him” Practice

_____ is cheering for _____.

_____ is cheering for _____.

_____ is cheering for _____.



you, he, she, it, they, we:

_____ when referring to the person or thing that is doing the action. This is called the “subject”.

e, us, you, him, her, it, them:

_____ when the action is being done to it. This is called the “object”.

she, her: Girl	he, him: Boy	me: Talk about myself	them, they: More than 1 and neither is you
you: Talking to someone	it: Talking about a thing		
		we, us: More than 1 and 1 is you	

Doing it → **Ali** likes to cheer for **Billy**.

Doing it → **She** is cheering for **him** right now.

Done to him

Done to him

“he, she or they”? Practice

He, she, they, him, her, them carryover practice

_____ love to cheer.

_____ cheer for _____.

_____ swims and _____ cheer for _____.

_____ plays football and _____ cheer for _____.

_____ plays baseball. Maybe someday _____ will cheer for _____.

_____ are dancing.

_____ is yelling.

How which one to use

_____ is swimming.

_____ is opening box.

_____ are hugging.

Terms of use:

- This is for use of one educator. Please do not distribute to others. If they like the resource, please direct them to my MissSpeechTherapy page on TPT.
- You are welcome to print as many copies as needed for use with your students.

People Graphics:

Whimsy Clips
www.whimsyclips.com



Animal Graphics:

David's Simple Teaching
<https://www.teacherspayteachers.com/Store/David's-Simple-Teaching>



Boarders/Frames/
Backgrounds/Fonts:
I'm Lovin' It
<https://www.teacherspayteachers.com/Store/Lovin-Lit>



Credits:


Included in this pack:

- What is a pronoun?
 - When do I use pronouns as a subject vs. object?
 - When do I use personal pronouns?
- Practice with "he"
- Practice with "she"
- Practice with "they"
- Practice with "he vs. she vs. they"
- Practice with "him"
- Practice with "her"
- Practice with "them"
- Practice with "him vs. her vs. them"
- Practice with "he vs. him"
- Practice with "she vs. her"
- Practice with "they vs. them"
- Carryover activity – he, she they, him, her them
- Practice with "I"
- Practice with "me"
- Practice with "us"
- Practice with "we"
- Practice with "it"



All Materials available
in B&W
Great for:
• Printing
• Making multiples

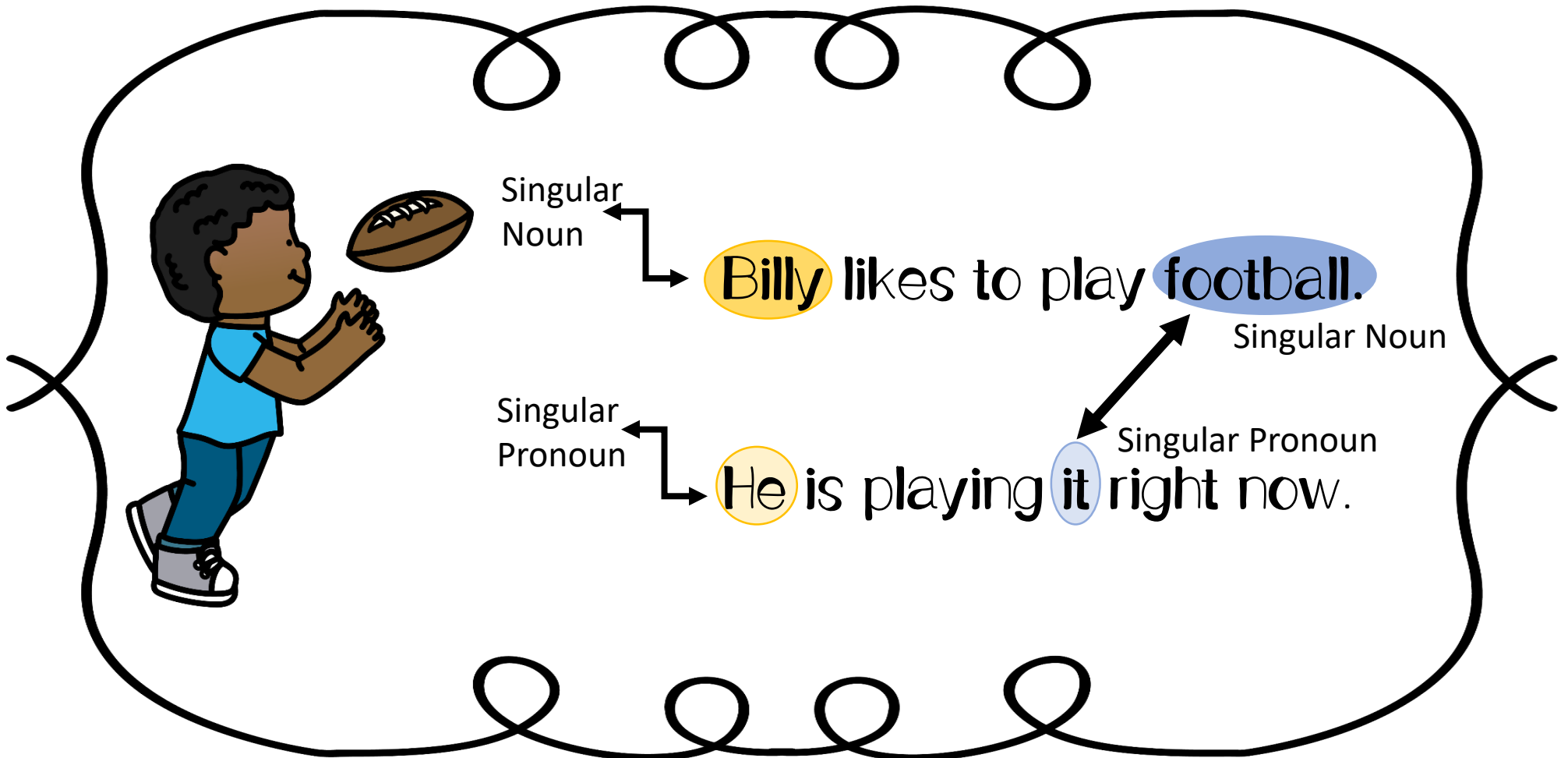
All Materials available in **color**.
Great for:
• Overhead projection
• Smart Board Projection
• Print and Laminate
• Teletherapy and cyber school



What is a pronoun?

A word used to talk about a person, animal, or thing without using its name.

It can also be used to talk about something that you've already talked about.



How do I know which one to use?

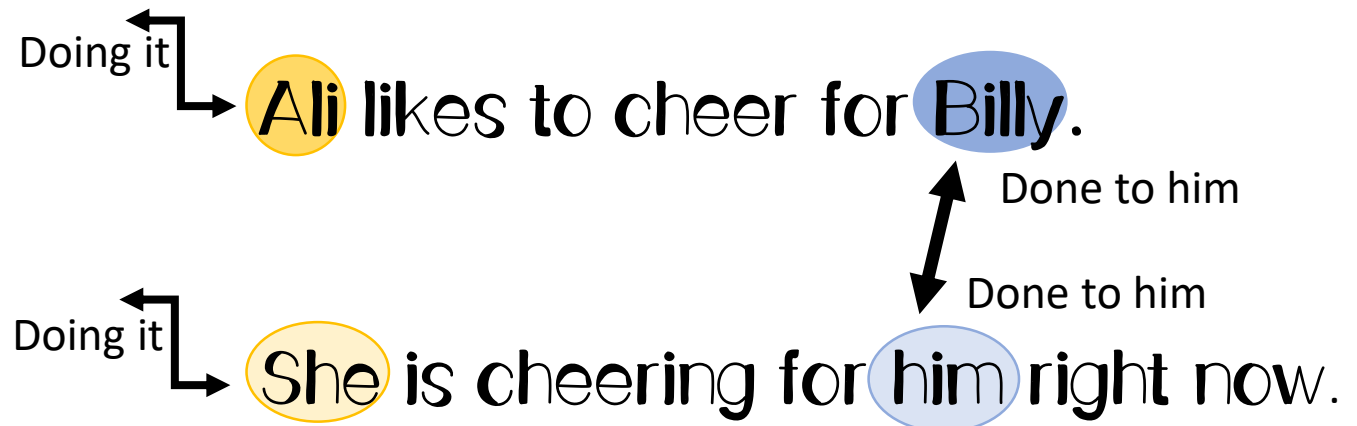

**I, you, he, she, it,
they, we:**

Use when referring to the person or thing that is doing the action. This is called the “subject”.

**me, us, you, him,
her, it, them:**


Use when the action is being done to it. This is called the “object”.

she, her: Girl	he, him: Boy	I, me: Talk about myself	them, they: More than 1 and neither is you
you: Talking to someone		it: Talking about a thing	
			we, us: More than 1 and 1 is you



“he” Practice

___ is
jumping.



___ is
skate
boarding.



___ is
catching
the ball.



“he” Practice

___ is
building.



___ is
digging.




___ is
cutting a
banana.



“she” Practice


___ is
bouncing
a ball.



___ is
carrying
a box.



___ is
clapping.



“she” Practice


____ is
crawling.



____ is
cheering.




____ is
playing
baseball.



“they” Practice


_____ are
hugging.



_____ are
playing
ball.




_____ are
clapping.



“they” Practice


____ are
jumping.



____ are
dancing.



____ are
bouncing
balls.




“he, she or they”? Practice

___ is
planting.



___ is
yelling.




___ is
swimming.



“he, she or they”? Practice


___ is
jumping.



___ are
dancing.




___ is
opening
a box.



“he, she or they”? Practice


____ is
watching
TV.



____ is
building.




____ are
hugging.




“he, she or they”? Practice


____ is
playing
baseball.



____ is
climbing.



____ are
clapping.






“him” Practice

The lion is watching ___ jump.

The lion is watching ___ skateboard.

The lion is watching ___ cut a banana.




“him” Practice

The cheerleader is cheering for _____.

The cheerleader is cheering for _____.

The cheerleader is cheering for _____.




“her” Practice

The zebra is watching ___ plant.

The zebra is watching ___ dance.

The zebra is watching ___ crawl.





“her” Practice

The girl is clapping for _____

The girl is clapping for _____ .

The girl is clapping for _____ .







“them” Practice

The giraffe is watching ___ jump.

The giraffe is watching ___ play ball.

The giraffe is watching ___ clap.







“them” Practice

The girl is clapping for _____.

The girl is clapping for _____.

The girl is clapping for _____.







“him/her/them” Practice

The elephant is watching ___ jump.

The elephant is watching ___ play ball.

The elephant is watching ___ climb.





“him/her/them” Practice

The girl is clapping for _____

The girl is clapping for _____ .

The girl is clapping for _____ .






“he or him” Practice

___ is watching ___ jump.

___ is watching ___ skateboard.

___ is watching ___ yell.





“he or him” Practice

___ is cheering for ___ .

___ is cheering for ___ .

___ is cheering for ___ .




“she or her” Practice

___ is watching ___ plant.

___ is watching ___ dance.

___ is watching ___ cheer.





“she or her” Practice

___ is clapping for ___ .

___ is clapping for ___ .

___ is clapping for ___ .






“they or them” Practice

___ are watching ___ jump.

___ are watching ___ bounce the ball.

___ are watching ___ play.






“They or them” Practice

___ are cheering for ____ .

___ are cheering for ____ .

___ are cheering for ____ .





_____ love to cheer.



_____ cheer for _____



when _____



swims and _____



cheer for _____



when _____



plays football and _____



cheer for _____



when _____




plays baseball. Maybe someday _____



will cheer for _____



He, she, they,
him, her, them
carryover
practice





__ am
jumping.

Tell student to
jump up and
down.

What are you
doing?

?

"I" Practice



__ am
clapping.

Tell student to
clap hands.

What are you
doing?

?

__ am
waving.

Tell student to
wave.

What are you
doing?


?

“me” Practice

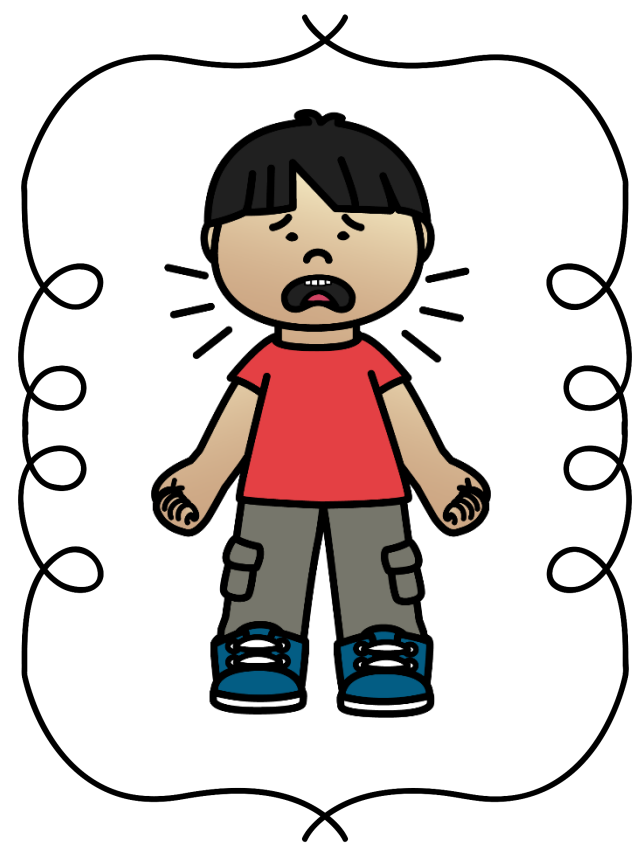
She is
looking
at ____.




He is
looking
at ____.



He is
yelling at
____.





“we” Practice

__ are
jumping.

Tell two or more
students to
jump up and
down.

What are you
doing?

?

__ are
clapping.

Tell two or more
students to clap
hands.

What are you
doing?

?

__ are
waving.

Tell two or more
students to
wave.


What are you
doing?

?


*have two students standing in front of the characters.

“us” Practice

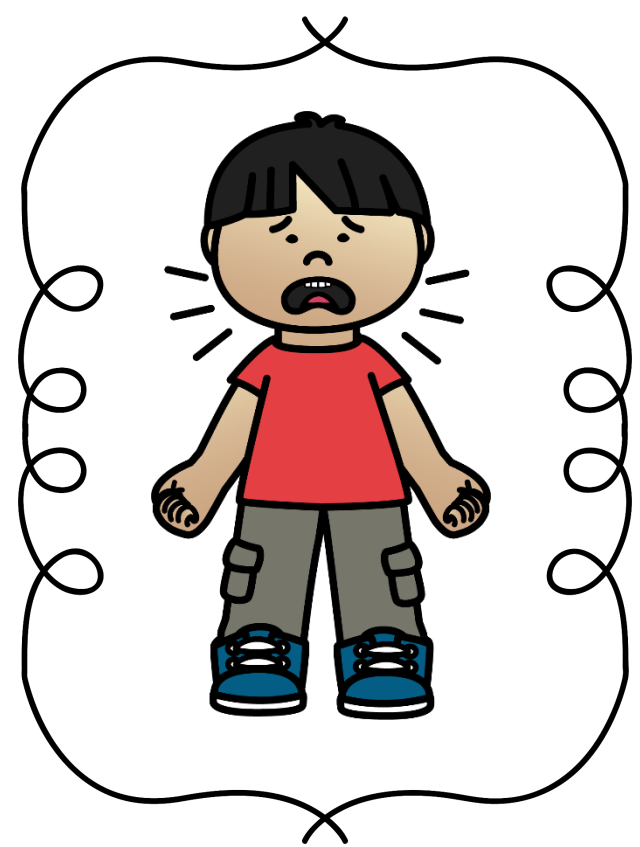
She is
looking
at ____.



He is
looking
at ____.




He is
yelling at
____.




“it” Practice


The girl has
a ball. She
really likes to
bounce ___.



The boy has
a ladder. He
really likes to
climb ___.



The girl has
a box. She
can't wait to
open ___.

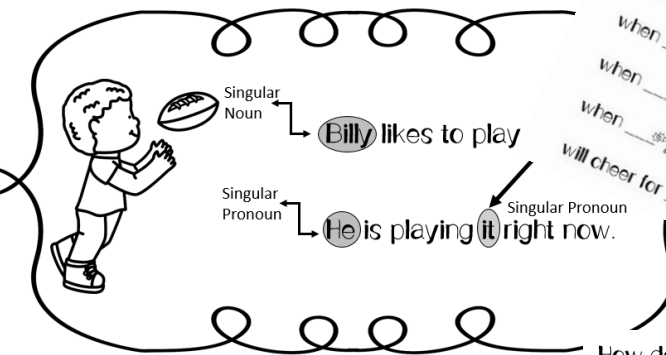


A Guide to Personal Pronouns

Teach and Practice

What is a pronoun?

A word used to talk about a person, animal, or thing without using its name.
It can also be used to talk about something that you've already talked about.



"they or them" Practice

_____ are watching _____ jump.
 _____ are watching _____ bounce the ball.
 _____ are watching _____ play.

"her" Practice

The zebra is watching _____ plant.
 The zebra is watching _____ dance.
 The zebra is watching _____ crawl.

_____ is watching _____ jump.
 _____ is watching _____ skateboard.
 _____ is watching _____ yell.

he, she or they" Practice

_____ is yelling.
 _____ is swimming.
 _____ is operating the box.
 _____ are dancing.
 _____ love to cheer.
 _____ swims and _____ cheer for _____.
 _____ plays football and _____ cheer for _____.
 _____ plays baseball. Maybe someday _____ will cheer for _____.

or her" Practice

_____ is clapping for _____.

How do I know which one to use?



I, you, he, she, it, they, we:

Use when referring to the person or thing that is doing the action. This is called the "subject".

me, us, you, him, her, it, them:

Use when the action is being done to it. This is called the "object".

she, her: Girl	he, him: Boy	I, me: Talk about myself	them, they: More than 1 and neither is you
you: Talking to someone		it: Talking about a thing	
we, us: More than 1 and 1 is you			



Terms of use:

:

- This is for use of one educator. Please do not distribute to others. If they like the resource, please direct them to my MissSpeechTherapy page on TPT.
- You are welcome to print as many copies as needed for use with your students.

Credits:

People Graphics:

Whimsy Clips
www.whimsyclips.com

Animal Graphics:


David's Simple Teaching
<https://www.teacherspayteachers.com/Store/David-Simple-Teaching>

Boarders/Frames/ Backgrounds/Fonts:

I'm Lovin' It
<https://www.teacherspayteachers.com/Store/Lovin-Lit>

Included in this pack:

- What is a pronoun?
 - When do I use pronouns as a subject vs. object?
 - When do I use personal pronouns?
- Practice with "he"
- Practice with "she"
- Practice with "they"
- Practice with "he vs. she vs. they"
- Practice with "him"
- Practice with "her"
- Practice with "them"
- Practice with "him vs. her vs. them"
- Practice with "he vs. him"
- Practice with "she vs. her"
- Practice with "they vs. them"
- Carryover activity – he, she they, him, her them
- Practice with "I"
- Practice with "me"
- Practice with "us"
- Practice with "we"
- Practice with "it"



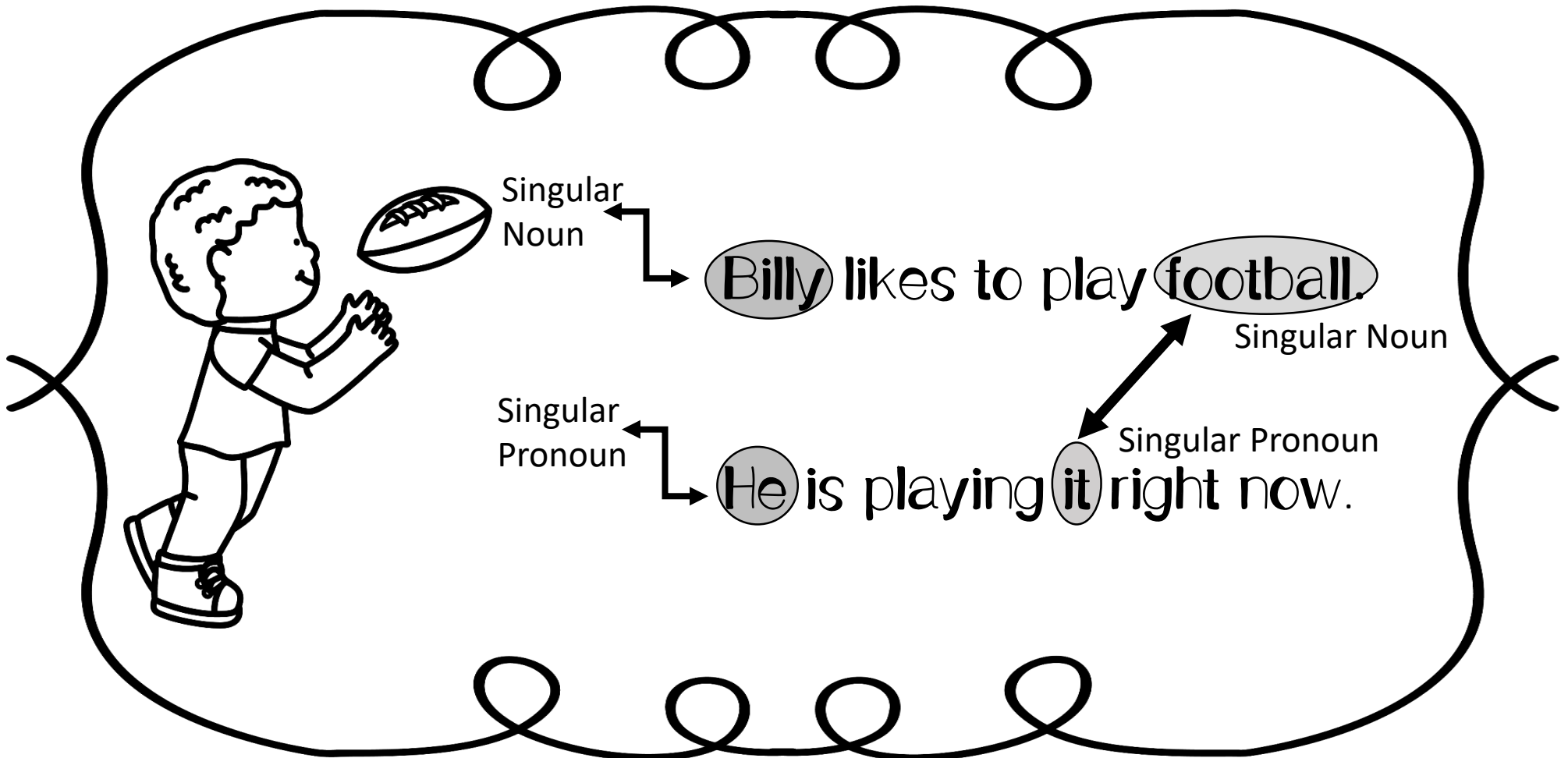
All Materials available
in B&W
Great for:
• Printing
• Making multiples

All Materials available in color.
Great for:
• Overhead projection
• Smart Board Projection
• Print and Laminate
• Teletherapy and cyber school

What is a pronoun?

A word used to talk about a person, animal, or thing without using its name.

It can also be used talk about something that you've already talked about.



How do I know which one to use?

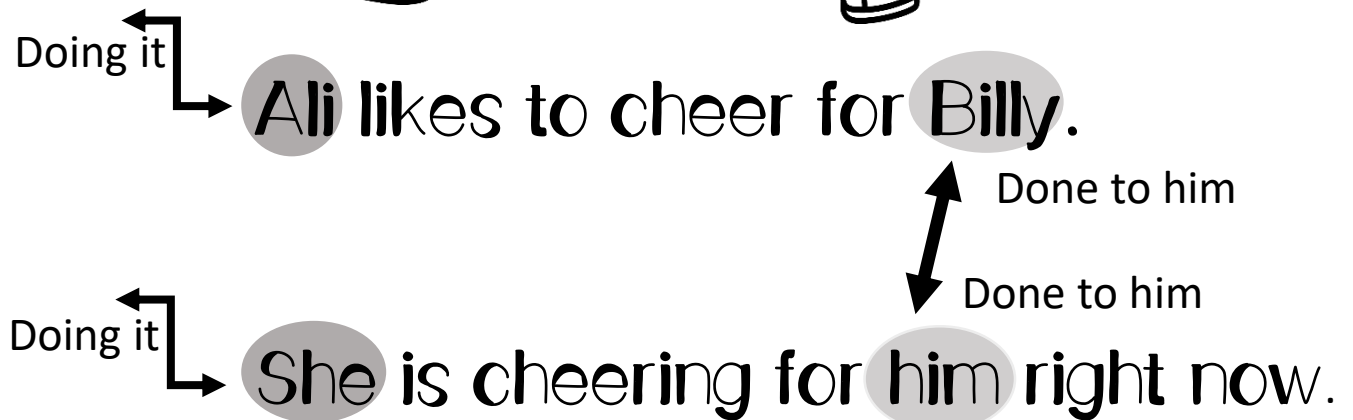

**I, you, he, she, it,
they, we:**

Use when referring to the person or thing that is doing the action. This is called the “subject”.

**me, us, you, him,
her, it, them:**


Use when the action is being done to it. This is called the “object”.

she, her: Girl	he, him: Boy	I, me: Talk about myself	them, they: More than 1 and neither is you
you: Talking to someone		it: Talking about a thing	
			we, us: More than 1 and 1 is you




“he” Practice

___ is jumping.



___ is skate
boarding.



___ is catching
the ball.




___ is building.



___ is digging.




___ is cutting a
banana.



“she” Practice


___ is **bouncing** a
ball.




___ is **carrying**
boxes.




___ is **clapping**.




___ is **crawling**.



___ is **cheering**.




___ is **playing**
baseball.




“they” Practice


___ are hugging




___ are playing
ball.



___ are clapping.



___ are jumping.



___ are dancing.



___ are bouncing
balls.




“he, she or they” Practice

___ is planting




___ is yelling.



___ is swimming.




___ is jumping.



___ are dancing.




___ is opening a box.



“he, she or they” Practice


___ is watching TV.



___ is building.




___ are hugging.




___ is playing
baseball.



___ is climbing.



___ are clapping.







“him” Practice

The lion is watching ___ jump.

The lion is watching ___ skateboard.

The lion is watching ___ cut a banana.





“him” Practice

The cheerleader is cheering for _____.

The cheerleader is cheering for _____.

The cheerleader is cheering for _____.





“her” Practice

The zebra is watching ___ plant.

The zebra is watching ___ dance.

The zebra is watching ___ crawl.






“her” Practice

The girl is clapping for _____

The girl is clapping for _____ .

The girl is clapping for _____ .







“he or him” Practice

___ is watching ___ jump.

___ is watching ___ skateboard.

___ is watching ___ yell.







“he or him” Practice

___ is cheering for ___ .

___ is cheering for ___ .

___ is cheering for ___ .




“she or her” Practice

___ is watching ___ plant.

___ is watching ___ dance.

___ is watching ___ cheer.



“she or her” Practice

___ is clapping for ___ .

___ is clapping for ___ .

___ is clapping for ___ .





“they or them” Practice

___ are watching ___ jump.

___ are watching ___ bounce the ball.

___ are watching ___ play.





“They or them” Practice

___ are cheering for ___ .


___ are cheering for ___ .

___ are cheering for ___ .





He, she, they,
him, her, them
carryover
practice



_____ love to cheer.



cheer for _____



when _____



swims and _____



cheer for _____



when _____



plays football and _____




cheer for _____



when _____



plays baseball. Maybe someday _____



will cheer for _____



!



__ am
jumping.

Tell student to
jump up and
down.

What are you
doing?

?


"I" Practice

__ am
clapping.

Tell student to
clap hands.

What are you
doing?

?



__ am
waving.


Tell student to
wave.

What are you
doing?


?

“me” Practice


She is
looking
at ____.




He is
looking
at ____.



He is
yelling at
____.





“we” Practice

__ are
jumping.

Tell two or more
students to
jump up and
down.

What are you
doing?

?

__ are
clapping.

Tell two or more
students to clap
hands.

What are you
doing?

?

__ are
waving.

Tell two or more
students to
wave.


What are you
doing?

?


*have two students standing in front of the characters.

“us” Practice


She is
looking
at ____.



He is
looking
at ____.




He is
yelling at
____.




“it” Practice

The girl has
a ball. She
really likes to
bounce ___.



The boy has
a ladder. He
really likes to
climb ___.



The girl has
a box. She
can't wait to
open ___.

